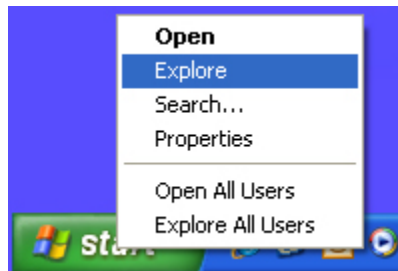


# Using the WBKENGINEERING FTP site.

<ftp://www.wbkengineering.com>

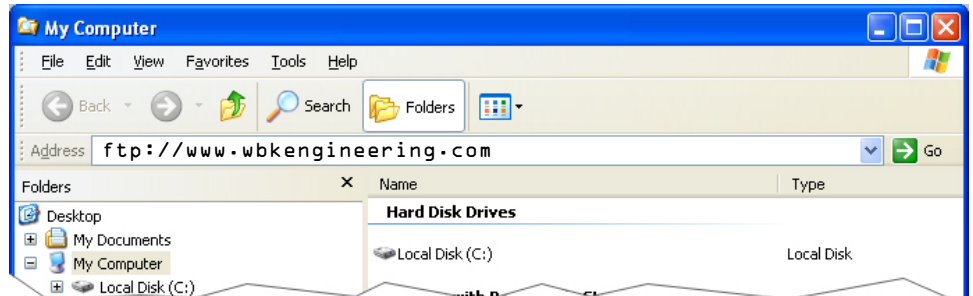
## Step 1.

"Right Click" on your start button and select Explore from the pop up menu. (This will launch Window's Explorer)



## Step 2.

In the Address Bar at the top, type <ftp://www.wbkengineering.com> and hit Enter.



## Step 3.

At the Log On As dialog box, enter the Username: and Password: you were given to access your personal directory.

**REMEMBER - Usernames and Passwords are CASE SENSITIVE**



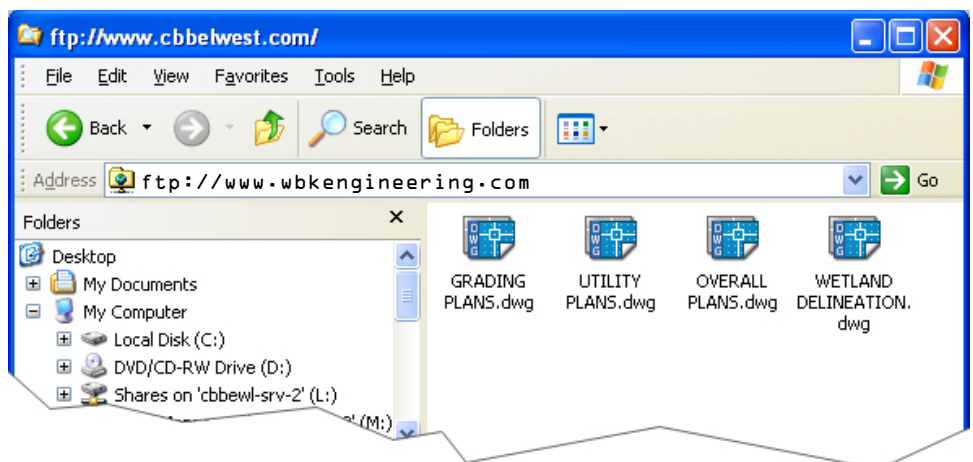
## Step 4.

When your directory opens, you will see the contents as if it was a directory on your local machine.

Simply "drag-and-drop" the files onto your desktop to download.

Any file you "drag-and-drop" INTO this directory will be uploaded to our FTP site.

**Please be sure to notify us if you upload a file!**



**WILLS BURKE KELSEY ASSOCIATES**

116 West Main St. Suite 201  
St. Charles, Illinois 60174-1854

• TEL (630) 443-7755  
• FAX (630) 443-0533